
10th Annual Top-Performing Lobbying Firms

Table of contents

Advocacy spending hits new high	3
Washington influence spending hits record \$4.5 billion in 2024	4
Capitol Hill veteran shows how lobby shops can build fast	6
Largest one-year gains	8
Dramatic surges punctuate decade of lobbying firm analysis	9
Firms with largest revenue	10
Larger lobbying firms with largest growth 2014-2024	11
Smaller lobbying firms with largest growth 2014-2024	12
High-revenue lobbying firms by revenue	13
High-revenue lobbying firms in alphabetical order	25
Behind the Data	37

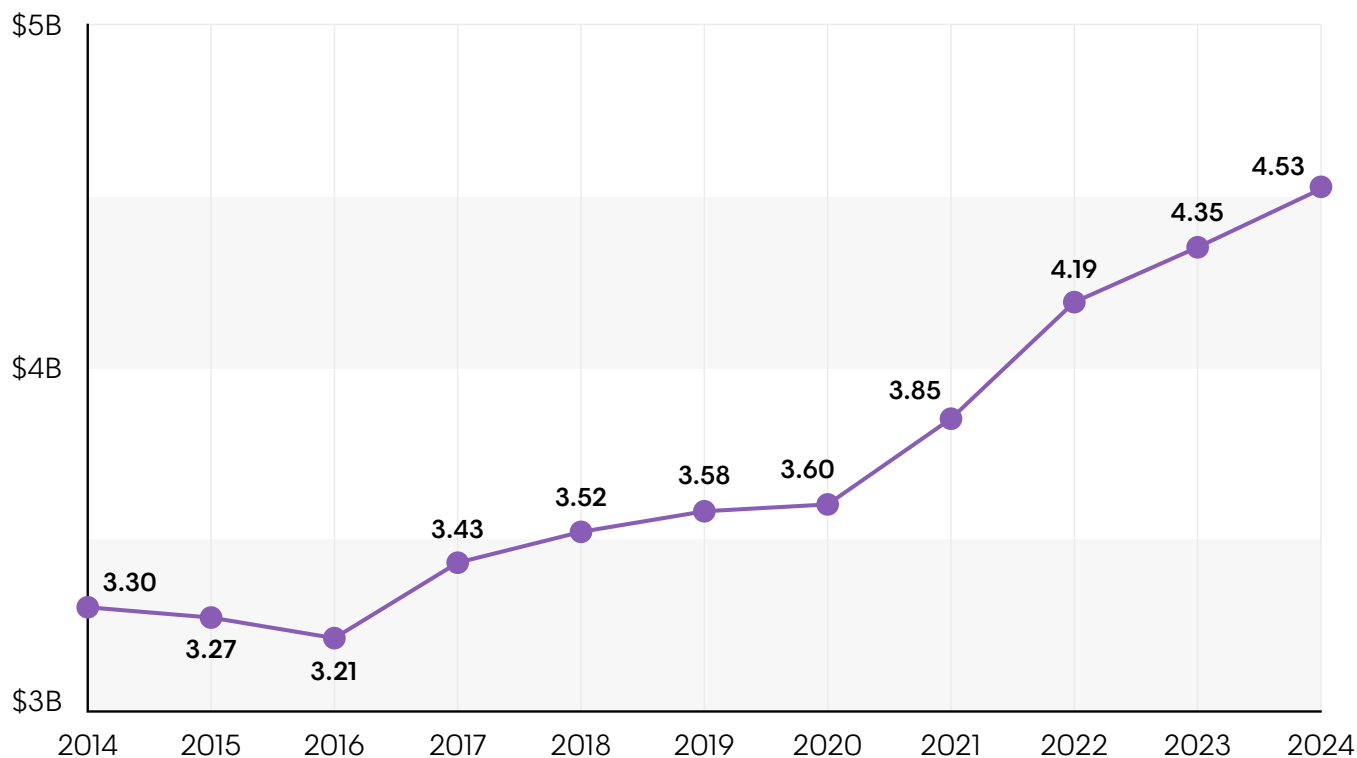
Advocacy spending hits new high

Federal lobbying spending topped \$4.5 billion in 2024, making gains that outpaced inflation – a noteworthy milestone given that Congress had other distractions in an election year. This report focuses on the performance of firms that disclosed \$1 million or more in lobbying revenue in filings with the Senate and House.



A decade of influence industry growth

Total federal lobbying spending



Source: Bloomberg Government analysis of Lobbying Disclosure Act filings as of March 18, 2025.

Note: Amounts in USD billions have been rounded.



Washington influence spending hits record \$4.5 billion in 2024

by Kerry Dooley Young

Washington's influence industry grew to a new high in 2024, with clients turning to lobbying professionals as they sought to shape federal policies.

Disclosures required by law – which cover much but not all federal advocacy activity – showed \$4.53 billion in spending last year, up from \$4.35 billion in 2023, according to a Bloomberg Government analysis.

That revenue was driven by evergreen issues such as tax, health, and appropriations, as well as emerging ones including artificial intelligence and cryptocurrency.

That increase outpaced the 2.9% jump in the Consumer Price Index, reflecting a true expansion of overall lobbying income. Some of the largest firms, including Cornerstone and Holland & Knight, registered double-digit gains, while smaller players including CLS strategies more than tripled the amount of revenue disclosed in Lobbying Disclosure Act filings. Regulations drove some of the revenue, as clients hired representation to reflect their interests during an especially heavy rule-making year.

The George Washington University's nonpartisan Regulatory Studies Center examined economically significant federal rules promulgated in each

presidential term and concluded that the 300 regulations completed by the Biden administration were the most ever. The first Trump administration was second, with just under 250 rules finalized.



Hunter Bates
Akin Gump

Congressional work ahead of this year's expiration of the 2017 tax law, plus the routine spending-bill decisions, also drove lobbying revenue in 2024, said Hunter Bates, co-leader of lobbying and public policy practice at Akin Gump.

There was "a lot of appropriations activity, as everyone was looking to try to wrap up what people hoped would be a year-end package of appropriations bills, which unfortunately did not happen," said Bates, a former chief of staff and legal counsel to Sen. Mitch McConnell (R-Ky).

Drug prices and PBMs

Among last year's hot issues was a debate over undoing or changing the law that gave Medicare new authority to negotiate directly on the prices paid for some prescription drugs.

That topic's likely to continue to drive advocacy spending in 2025.

"President Trump suggests that he wants to do more in this space as well," said Sonja Nesbit, a senior policy advisor at Arnold & Porter.

It's an issue intertwined with debates about overall federal spending, because the Congressional Budget Office has estimated Medicare drug negotiations will have saved the government \$25 billion by 2031.

"If you try to jettison those provisions, writ large, it's going to cost the federal government money," said Nesbit, a former House Ways and Means Committee and Department of Health and Human Services staffer.

The unsuccessful post-election push to try to include in a December omnibus package language requiring middleman firms, known as pharmacy benefit managers, to disclose what they pay for prescription drugs was another driver of lobbying revenue. Lawmakers are already revisiting the issue.

AI, crypto

Technology issues keeping lobbyists busy in 2024 are on track to remain revenue drivers in 2025. Chief among those is artificial intelligence, which has been getting attention from both parties.



Reggie Babin
Akin Gump

The Senate had a bipartisan working group in the last session, and Sen. John Thune (R-S.D.) helped move an AI bill in the Commerce Committee before he became majority leader.

"The fundamentals remain very strong for at least incremental initial actions from Congress," Reggie Babin of Akin Gump said.

In addition, President Donald Trump has called through executive orders for more work on both AI and cryptocurrency.

"AI is being crowded out in the headlines, but it's not being shoved aside when it comes to committee work," Bates said.

Lobbyists with tech expertise have especially been in demand since the 2022 collapse of FTX, one of the world's largest cryptocurrency exchanges. That sector-rattling event sparked increased interest on Capitol Hill, said Scott D. Mason, a senior policy advisor at Holland & Knight.


"The failure of FTX drove a certain level of curiosity as much as it drove concern," said Mason, who served as director of congressional relations for Trump's first presidential campaign and then worked on the 2016 transition team.

"It created an opportunity for members and staff to take a moment and actually sit down and learn a little bit about the industry, learn the benefits of blockchain technology," he said.

The House last year passed crypto regulatory legislation with significant Democratic support, including the votes of three House members who now are in the Senate - Adam Schiff (Calif.), Andy Kim (N.J.), and Ruben Gallego (Ariz.).

Though the bill died in the Senate, interested clients and their lobbyists now have a foundation they hope to build on.

"There's still a little bit of a learning curve among those members who may not be on the Financial Services or Banking committees, but it's a much, much smaller learning curve today than it was two, three, four, or five years ago," Mason said.



Capitol Hill veteran shows how lobby shops can build fast

by Kerry Dooley Young

A veteran Capitol Hill player with a new-on-the-scene company scored a seven-figure debut season, according to lobbying data compiled by Bloomberg Government.

Former Akin partner Brendan Dunn launched Phronesis DC in 2024 and reported \$1.6 million in first-year lobbying revenue. One of Dunn's areas of expertise is the 2017 tax law, which he helped shape as a congressional staffer.



Brendan Dunn
PhronesisDC

Many parts of the law are set to expire in 2025, and extending those is a priority for President Donald Trump and Republicans on Capitol Hill.

Dunn, who previously worked for the Senate Finance Committee and for Sen. Mitch McConnell (R-Ky.) said in an interview that the need for tax policy expertise will extend beyond whatever Congress does in 2025.

"Tax is always a front-of-mind concern for companies, regardless of industry," he said.

Dunn started Phronesis with Brett Quick, a former staffer with the House Financial Services and Senate Banking committees.

After leaving Capitol Hill, Quick served as head of government relations for the nonpartisan Financial Services Forum and the Crypto Council for Innovation.

Clients including Crypto Council followed Dunn and Quick to the new firm, creating a hectic startup period. Dunn said they needed "an extra 30 hours in the week" to get the fledgling business off the ground in those early stages.

"You're servicing those clients the same way that you were previously, while at the same time having a night job of trying to stand up a business and figure out everything that that entails," Dunn said.

"It's a good problem to have. I was fortunate to have a lot of long-term clients join us at Phronesis," he said. "That's better than starting out fresh on day one."

When Dunn left the Senate in 2018 to join Akin Gump, McConnell said in a Senate floor speech that he wasn't sure whether then Finance Chairman Orrin Hatch (R-Utah) "ever quite forgave me" for poaching Dunn from his committee a few years earlier.

"If you have ever had the pleasure of witnessing Brendan in action, you will understand why he is a sought-after commodity, whether you need deep expertise on tax policy or the perfect movie quote for any occasion," McConnell said.

Other first-time Lobbying Disclosure Act filers with noteworthy revenue totals included:

- \$1.2 million reported by Brian Glackin, a retired U.S. Navy captain and former Livingston Group partner who earlier served as deputy director of the Navy Appropriations office on Capitol Hill
- \$810,000 reported by Corbin Strategies, led by Kim Corbin, a Pioneer Public Affairs partner and minority staff director for the Senate Finance Health Care Subcommittee

Bloomberg Government's New

POWER PLAY

Kate Ackley's Must-Read Rundown of Washington Lobbying

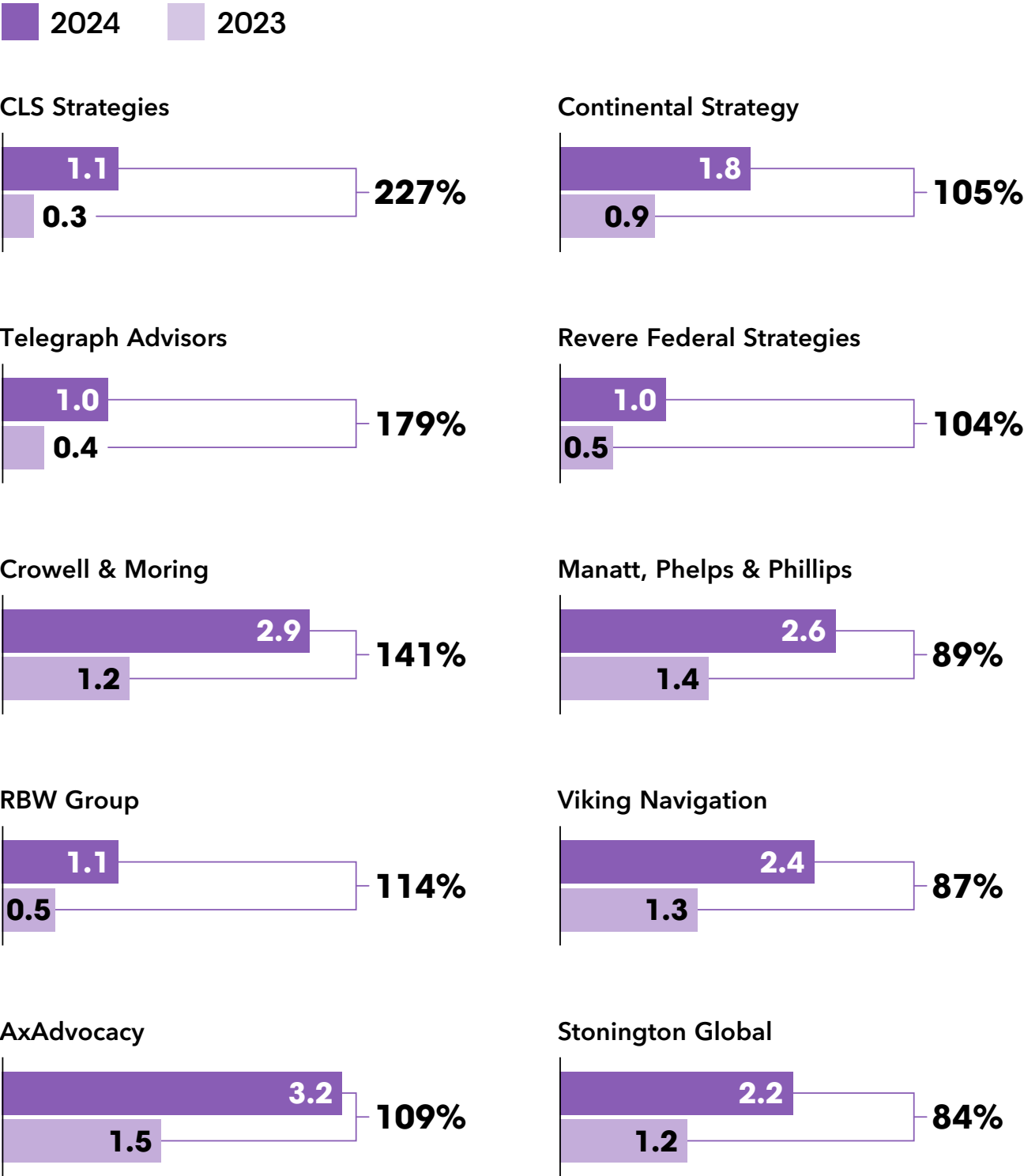
SUBSCRIBE

Bloomberg Government



Largest one-year gains

Year-over-year change in revenue for lobbying firms that reported four quarters of activity and at least \$1 million in revenue in 2024.



Source: Bloomberg Government analysis of Lobbying Disclosure Act filings.
Note: Amounts in USD millions have been rounded.

Dramatic surges punctuate decade of lobbying firm analysis

by Kerry Dooley Young

The influence industry has seen a mixture of dramatic surges, incremental growth, and stagnation over the last decade, Bloomberg Government's 10th annual examination of lobbying data shows.

The largest revenue change was for a firm that began with a single lobbyist: Heather Podesta.

Podesta, a former staffer for Democratic Reps. Robert Matsui (Calif.) and Earl Pomeroy (N.D.), and for Sen. Bill Bradley (N.J.), founded her then-eponymous firm in 2007. It was later rebranded as Invariant.

In its Lobbying Disclosure Act filings, Invariant reported \$42.3 million in revenue for congressional advocacy in 2024, up from \$7 million in 2014.

That gain in lobbying receipts was the largest of any firm over the decade.

Invariant's clients include Fortune 500 companies, trade associations, nonprofits, startups that have only gone as far as early Series A funding, "and everyone in between," said Lindley Kratovil Sherer, co-chair of Invariant's government relations practice.

"Over the last decade, Invariant evolved from a government affairs boutique into a full-service business advisory firm," she said.

Invariant's biggest clients last year included Apple Inc.; Palantir Technologies, a software firm focused on big data analytics and artificial intelligence; and the biofuel company Poet LLC.

Also experiencing a dramatic jump from 2014 to 2024 was Thorn Run Partners, with a 467% gain in revenue reported on legislative disclosure forms – to \$29.8 million, up from \$5.25 million.

The firm was started in 2010 by Andrew Rosenberg and Chris Lamond, who previously worked on the staffs of Sens. Edward M. Kennedy (D-Mass.) and Fred Thompson (R-Tenn.).

Thorn Run's major clients last year included eBay Inc.; the American Society of Composers, Authors and Publishers; and the Biosimilars Forum, which represents companies that make versions of biotechnology drugs after patent protection expires – akin to generic versions of regular pharmaceuticals.

They're among nine firms that more than doubled reported lobbying revenue since Bloomberg Government started analyzing the annual data.

The reported totals offer a partial look at firms' financial health because the law doesn't require filings to reveal every dollar brought in for every purpose.

Grassroots and messaging campaigns, for instance, are exempt, and individuals aren't required to register if they spend less than 20 percent of their time on lobbying activities and have made more than one direct contact with Capitol Hill or with executive branch officials.

Firms with largest revenue

Lobbying shops with the most reported revenue in 2024 with 2014 comparisons.

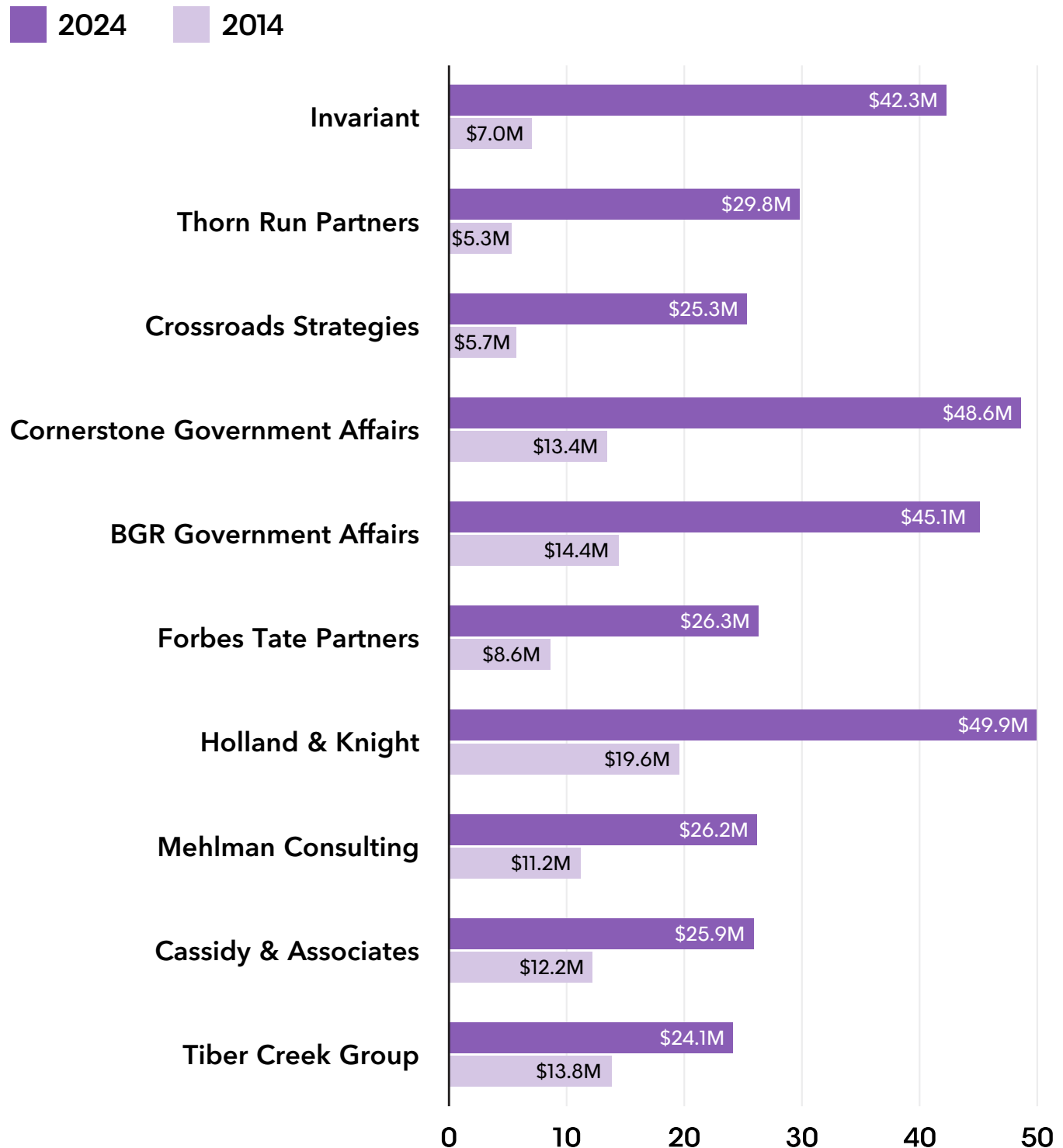


Source: Bloomberg Government analysis of Lobbying Disclosure Act filings. This data includes firms with revenues of \$1 million or more in 2024 and at least four quarters of filings in 2014.

Note: Amounts in USD millions have been rounded.

Larger lobbying firms with largest growth 2014-2024

By percentage increase.

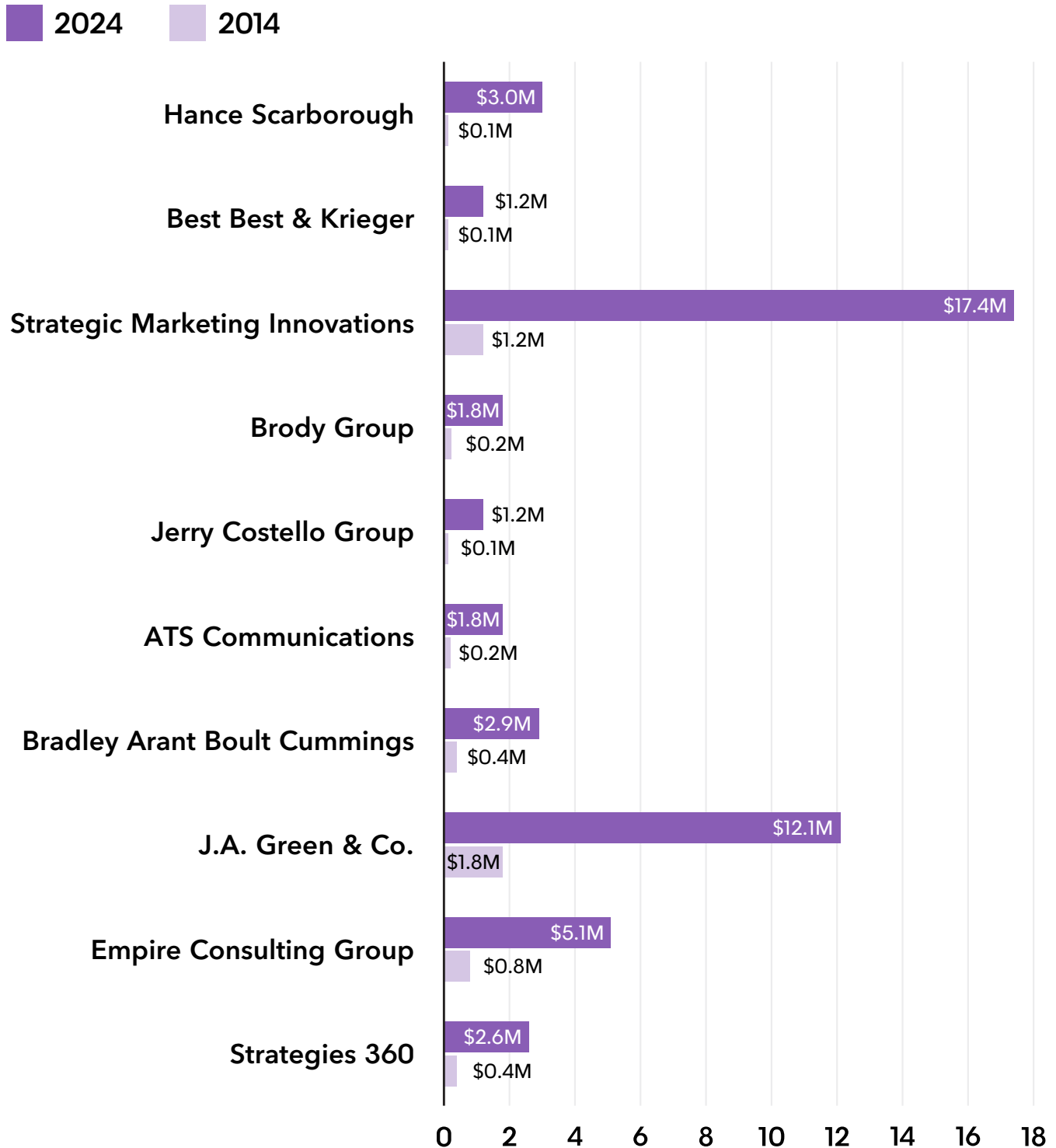


Source: Bloomberg Government analysis of the Lobbying and Disclosure Act filings. This data includes firms with revenues of \$1 million or more in 2024 and at least four quarters of filings in 2014. Larger firms are defined as those with revenues over \$5 million for 2014.

Note: Amounts in USD millions have been rounded.

Smaller lobbying firms with largest growth 2014-2024

By percentage increase.



Source: Bloomberg Government analysis of Lobbying Disclosures Act filings. This data includes firms with revenues of \$1 million or more in 2024 and at least four quarters of filings in 2014. Smaller firms are defined as those with revenues under \$2 million for 2014.

Note: Amounts in USD millions have been rounded.

High-revenue lobbying firms of 2024

By revenue

The data compiled in the list below includes firms with revenues of \$1 million or more in 2024 and at least four quarters of filings in 2023.

Standout firms of 2024

Bloomberg Government’s analysis identified firms that also achieved high scores on other metrics, earning the “standout” designation. These firms retained 80% or more of their clients from the preceding year, and 60% or more of their clients over three years. They also posted revenue-per-lobbyist of \$600,000 or more.

Standout	Lobbying firm name	2024 revenue
	Brownstein Hyatt Farber Schreck LLP	\$67.9M
	Akin Gump Strauss Hauer & Feld LLP	\$56.7M
	Holland & Knight LLP	\$49.9M
✓	Cornerstone Government Affairs Inc.	\$48.6M
✓	BGR Government Affairs LLC	\$45.1M
	Invariant LLC	\$42.3M
✓	Thorn Run Partners	\$29.8M
	Forbes Tate Partners LLC	\$26.4M
✓	Mehlman Consulting Inc.	\$26.2M
✓	Cassidy & Associates Inc.	\$25.9M
✓	Capitol Counsel LLC	\$25.9M
	Crossroads Strategies LLC	\$25.3M
	Tiber Creek Group Inc.	\$24.1M
✓	Avoq LLC	\$20.1M
	Squire Patton Boggs	\$20.0M
	Ballard Partners LLC	\$19.6M
	Van Scoyoc Associates Inc.	\$18.7M
✓	Alpine Group Partners LLC	\$18.6M
✓	Strategic Marketing Innovations Inc.	\$17.4M
	K&L Gates LLP	\$17.3M
✓	Tarplin, Downs & Young LLC	\$16.8M
✓	Williams & Jensen PLLC	\$16.3M
✓	S-3 Group LLC	\$15.1M
	Monument Advocacy	\$14.6M
✓	Mindset Advocacy LLC	\$14.2M

High-revenue lobbying firms of 2024 (continued)

Standout	Lobbying firm name	2024 revenue
	Capitol Tax Partners LLP	\$13.9M
	Venable LLP	\$13.7M
	Venn Strategies LLC	\$13.7M
	Arnold & Porter Kaye Scholer LLP	\$13.1M
	Miller Strategies LLC	\$12.9M
	OGR	\$12.3M
✓	J.A. Green & Co.	\$12.1M
	FGS Global (US) LLC	\$12.1M
	Hogan Lovells US LLP	\$11.8M
	DLA Piper LLP (US)	\$11.6M
	Mercury Public Affairs LLC	\$11.5M
	Kountoupes Denham Carr & Reid LLC	\$11.5M
	Fierce Government Relations	\$11.4M
	Vogel Group LLC	\$11.1M
	Todd Strategy Group	\$10.9M
	Alston & Bird LLP	\$10.5M
	Bracewell LLP	\$10.2M
	Venture Government Strategies LLC	\$10.1M
	Harbinger Strategies LLC	\$10.0M
✓	CGCN Group LLC	\$9.8M
	ACG Advocacy LLC	\$9.6M
✓	theGROUP DC LLC	\$9.5M
	Cozen O'Connor Public Strategies LLC	\$9.4M
✓	Polaris Consulting LLC	\$8.8M
	Russell Group Inc.	\$8.6M
✓	Nickles Group LLC	\$8.6M
	Lewis-Burke Associates LLC	\$8.4M
	Dentons US LLP	\$8.4M
✓	Dubenstein Group Inc.	\$8.3M
	HB Strategies	\$8.3M
	Covington & Burling LLP	\$8.2M
✓	Roosevelt Group	\$8.0M
	NVG LLC	\$7.9M
✓	Elevate Government Affairs LLC	\$7.8M

High-revenue lobbying firms of 2024 (continued)

Standout	Lobbying firm name	2024 revenue
	Rich Feuer Anderson	\$7.7M
	Townsend Public Affairs Inc.	\$7.7M
	Avenue Solutions	\$7.6M
	Innovative Federal Strategies LLC	\$7.5M
	Ferguson Group LLC	\$7.2M
	Farragut Partners LLP	\$7.1M
	Boundary Stone Partners LLC	\$7.1M
	Hannegan Landau Poersch & Rosenbaum Advocacy LLC	\$6.8M
	FTI Consulting Inc.	\$6.7M
✓	American Defense International Inc.	\$6.7M
✓	Actum I LLC	\$6.5M
	Federal Hall Policy Advisors LLC	\$6.2M
	Prime Policy Group	\$6.2M
	Merchant McIntyre + Associates LLC	\$6.1M
✓	Washington Tax and Public Policy Group LLC	\$6.0M
	McGuireWoods Consulting LLC	\$5.8M
✓	Porterfield, Fettig & Sears LLC	\$5.8M
	Adams and Reese LLP	\$5.7M
	Navigators Global LLC	\$5.6M
	Washington Council Ernst & Young	\$5.6M
✓	Resolution Public Affairs LLC	\$5.5M
	Capitol Hill Consulting Group	\$5.5M
	Greenberg Traurig LLP	\$5.5M
	Daschle Group LLC	\$5.4M
	King & Spalding LLP	\$5.4M
	Public Strategies Washington Inc.	\$5.2M
	GuidePostStrategies LLC	\$5.2M
	Empire Consulting Group Inc.	\$5.1M
	Klein/Johnson Group LLC	\$5.1M
	Nelson Mullins Riley & Scarborough LLP	\$5.1M
	Foley & Lardner LLP	\$5.0M
✓	West Front Strategies LLC	\$5.0M
	Winning Strategies Washington LLC	\$5.0M
	A10 Associates LLC	\$4.9M

High-revenue lobbying firms of 2024 (continued)

Standout	Lobbying firm name	2024 revenue
	Michael Best Strategies LLC	\$4.9M
	Franklin Square Group LLC	\$4.8M
	Powers Pyles Sutter & Verville PC	\$4.8M
	Fulcrum Public Affairs LLC	\$4.8M
✓	Sternhell Group	\$4.8M
	Smith-Free Group LLC	\$4.7M
	Blank Rome Government Relations LLC	\$4.7M
	Wilmer Cutler Pickering Hale & Dorr LLP	\$4.7M
✓	C2 Strategies	\$4.7M
	Lot Sixteen LLC	\$4.6M
	Majority Group LLC	\$4.6M
	Becker & Poliakoff PA	\$4.6M
	Federal Street Strategies LLC	\$4.6M
	Carmen Group Inc.	\$4.5M
	McDermottPlus LLC	\$4.5M
✓	Atlas Crossing LLC	\$4.5M
	Cogent Strategies LLC	\$4.4M
	McAllister & Quinn LLC	\$4.4M
	McManus Group	\$4.3M
	Carpi & Clay Inc.	\$4.3M
	ArentFox Schiff LLP	\$4.3M
	Jeffrey J. Kimbell & Associates Inc.	\$4.2M
	PACE LLP	\$4.2M
	Ervin Graves Strategy Group LLC	\$4.2M
	Torrey Advisory Group	\$4.1M
	Steptoe LLP	\$4.1M
	FS Vector LLC	\$4.0M
	Cavarocchi Ruscio Dennis Associates LLC	\$4.0M
	Keller Partners & Co.	\$4.0M
	Ferox Strategies LLC	\$3.9M
	Putala Strategies LLC	\$3.9M
	Marshall & Popp LLC	\$3.9M
	Polsinelli PC	\$3.9M
	Baker & Hostetler LLP	\$3.9M

High-revenue lobbying firms of 2024 (continued)

Standout	Lobbying firm name	2024 revenue
	Madison Group LLC	\$3.8M
	Kelley Drye & Warren LLP	\$3.8M
	Salt Point Strategies LLC	\$3.8M
✓	Roberti Global LLC	\$3.8M
	Bockorny Group Inc.	\$3.8M
	Bose Public Affairs Group	\$3.8M
✓	Liberty Partners Group LLC	\$3.7M
	Taft, Stettinius & Hollister LLP	\$3.7M
	Jim Massie & Partners LLC	\$3.7M
	Natural Resource Results LLC	\$3.6M
✓	Troutman Pepper Hamilton Strategies LLC	\$3.6M
	DGA Group LLC	\$3.6M
	Smith Garson	\$3.6M
	Picard Group LLC	\$3.6M
	Pillsbury Winthrop Shaw Pittman LLP	\$3.6M
	W Strategies LLC	\$3.6M
	Kadesh & Associates LLC	\$3.6M
	Platinum Advisors DC LLC	\$3.5M
	Summit Strategies Government Affairs LLC	\$3.4M
	Owen Evans Ingols	\$3.4M
	Pioneer Public Affairs LLC	\$3.4M
	Miller & Chevalier Chartered	\$3.3M
	Cormac Group LLP	\$3.3M
	CFM Advocates	\$3.3M
	AxAdvocacy LLC	\$3.2M
	ML Strategies LLC	\$3.2M
	Nathanson+Hauck	\$3.1M
	Alcalde & Fay	\$3.1M
	Penn Hill Group	\$3.1M
	Mayer Brown LLP	\$3.1M
	Barnes & Thornburg LLP	\$3.1M
	Alignment Government Strategies	\$3.1M
	Hance Scarborough LLP	\$3.0M
✓	Jones Walker LLP	\$3.0M

High-revenue lobbying firms of 2024 (continued)

Standout	Lobbying firm name	2024 revenue
	Crowell & Moring LLP	\$2.9M
	Bradley Arant Boult Cummings LLP	\$2.9M
	Faegre Drinker Biddle & Reath LLP	\$2.9M
	SBL Strategies LLC	\$2.8M
	Strategic Health Care	\$2.8M
	SplitOak Strategies LLC	\$2.8M
	LNE Group LLC	\$2.7M
	Simmons & Russell Group LLC	\$2.7M
	Tiger Hill Partners LLC	\$2.7M
	GrayRobinson PA	\$2.7M
	Banner Public Affairs LLC	\$2.6M
	Daly Consulting Group	\$2.6M
	Tiber Creek Health Strategies Inc.	\$2.6M
✓	Washington 2 Advocates LLC	\$2.6M
	Emergent Strategies LLC	\$2.6M
	CR Federal LLC	\$2.6M
	Manatt, Phelps & Phillips LLP	\$2.6M
✓	A1.9 Strategies LLC	\$2.6M
✓	Marcus G. Faust PC	\$2.6M
	Strategies 360 Inc.	\$2.6M
	Aquia Group LLC	\$2.6M
	LSN Partners LLC	\$2.5M
✓	Dutko Government Relations	\$2.5M
	Brumidi Group	\$2.5M
	Capitol Hill Policy Group LLC	\$2.5M
	Van Ness Feldman LLP	\$2.5M
	Buchanan Ingersoll & Rooney PC	\$2.5M
	VantageKnight Inc.	\$2.5M
	Thorsen French Advocacy LLC	\$2.5M
	Colton Street Group	\$2.4M
	TwinLogic Strategies LLP	\$2.4M
	Tai Ginsberg & Associates LLC	\$2.4M
	Ricchetti Inc.	\$2.4M
	McLarty Inbound LLC	\$2.4M

High-revenue lobbying firms of 2024 (continued)

Standout	Lobbying firm name	2024 revenue
✓	Water Strategies LLC	\$2.4M
	Hart Health Strategies Inc.	\$2.4M
✓	Viking Navigation LLC	\$2.4M
	Williams Group	\$2.4M
	Blue Ridge Law & Policy PC	\$2.4M
✓	O'Keeffe Shahmoradi Strategies LLC	\$2.4M
	Corrigan & Ussery LLC	\$2.3M
	Whitmer & Worrall LLC	\$2.3M
✓	Tremont Strategies Group LLC	\$2.3M
	Downs Government Affairs	\$2.3M
	Petrizzo Group Inc.	\$2.3M
	HillEast Group LLC	\$2.3M
	Baker, Donelson, Bearman, Caldwell & Berkowitz PC	\$2.3M
	Sustainable Strategies DC LLC	\$2.3M
	Porter Group LLC	\$2.2M
	Passage Consulting Group LLC	\$2.2M
	Livingston Group LLC	\$2.2M
	Stonington Global	\$2.2M
✓	Spirit Rock Consulting Inc.	\$2.2M
	H&M Strategies LLP	\$2.2M
	Normandy Group LLC	\$2.1M
	535 Group LLC	\$2.1M
	Plurus Strategies LLC	\$2.1M
	Lobbylt.com	\$2.1M
	Moran Global Strategies Inc.	\$2.1M
	Desimone Consulting LLC	\$2.1M
	Chartwell Strategy Group LLC	\$2.1M
	Potomac Partners DC	\$2.1M
	Icebreaker Strategies LLC	\$2.1M
	VNF Solutions LLC	\$2.1M
	Stewart Strategies & Solutions LLC	\$2.1M
	J.M. Burkman & Associates	\$2.0M
	Mercury Strategies LLC	\$2.0M
✓	Hall, Render, Killian, Heath & Lyman PC	\$2.0M

High-revenue lobbying firms of 2024 (continued)

Standout	Lobbying firm name	2024 revenue
	Rising Tide Associates LLC	\$2.0M
	Welsh Rose LLC	\$2.0M
✓	1607 Strategies LLC	\$1.9M
	National Group LLP	\$1.9M
	Stanton Park Group LLC	\$1.9M
✓	Wheat Shroyer Government Relations LLC	\$1.9M
	Lincoln Policy Group	\$1.9M
	Raben Group LLC	\$1.9M
	Sidley Austin LLP	\$1.9M
	Horizons Global Solutions LLC	\$1.9M
	Congressional Partners	\$1.9M
✓	McCarthy Advanced Consulting LLC	\$1.9M
	Capitol Hill Partners	\$1.8M
	Davidoff Hutcher & Citron LLP	\$1.8M
	Brody Group LLC	\$1.8M
	Hooper, Lundy & Bookman PC	\$1.8M
	LobbyDC.com LLC	\$1.8M
	Continental Strategy LLC	\$1.8M
	Sorini, Samet & Associates LLC	\$1.8M
	Rock Creek Counsel	\$1.8M
✓	ATS Communications Inc.	\$1.8M
	Nexus Consulting LLC	\$1.8M
✓	Grossman, Marla Page	\$1.8M
	Federal Health Policy Strategies LLC	\$1.8M
	KPM Group DC LLC	\$1.7M
	KBS Group LLP	\$1.7M
	Milne, Wiener & Shofe Global Strategies	\$1.7M
	Horizon Government Affairs	\$1.7M
	Bridge Public Affairs LLC	\$1.7M
	Imperium Global Advisors	\$1.7M
	Kyle House Group	\$1.7M
	Sirona Strategies LLC	\$1.7M
	PhronesisDC LLC	\$1.7M
	CJ Lake LLC	\$1.7M

High-revenue lobbying firms of 2024 (continued)

Standout	Lobbying firm name	2024 revenue
	McKeon Group Inc.	\$1.6M
	MG Housing Strategies LLC	\$1.6M
	Waxman Strategies	\$1.6M
	Tonio Burgos & Associates Inc.	\$1.6M
	McCaulley & Co.	\$1.6M
✓	SC Partners LLC	\$1.6M
	Maynor & Stiers LLC	\$1.6M
	Republic Consulting LLC	\$1.6M
	Allon Advocacy LLC	\$1.6M
	Kasowitz Benson Torres LLP	\$1.6M
	Clark Street Associates LLC	\$1.6M
	Vectis DC	\$1.6M
	Sims Strategies LLC	\$1.6M
	DeBrunner & Associates Inc.	\$1.6M
	Health Policy Source Inc.	\$1.6M
	alb solutions	\$1.6M
	Wessel Group Inc.	\$1.6M
	Thompson Coburn LLP	\$1.5M
	Ballard Spahr LLP	\$1.5M
	Carbonleaf Public Affairs LLC	\$1.5M
	Smith, Gordon Harold	\$1.5M
✓	Federal Policy Group LLC	\$1.5M
	David Turch and Associates	\$1.5M
	Bramer Group LLC	\$1.5M
	SL Strategies LLC	\$1.5M
✓	Murray Montgomery O'Donnell	\$1.5M
	Federal Science Partners LLC	\$1.5M
	Chamber Hill Strategies	\$1.5M
	Kilpatrick Townsend & Stockton LLP	\$1.5M
	Primacy Strategy Group LLC	\$1.5M
	Winston & Strawn LLP	\$1.5M
	D.C. Legislative and Regulatory Services Inc.	\$1.5M
	Ice Miller Strategies LLC	\$1.5M
	38 North Solutions LLC	\$1.4M

High-revenue lobbying firms of 2024 (continued)

Standout	Lobbying firm name	2024 revenue
	Guide Consulting Services Inc.	\$1.4M
	HSA Strategies	\$1.4M
	Sconset Strategies LLC	\$1.4M
	Combest, Sell & Associates LLC	\$1.4M
	East End Group LLC	\$1.4M
	OB-C Group LLC	\$1.4M
	Tides Group LLC	\$1.4M
	North South Government Strategies	\$1.4M
✓	Gray, Geoffrey P.	\$1.4M
	ENS Resources Inc.	\$1.4M
	Rubicon Advisors LLC	\$1.4M
	Capitol Integration LLC	\$1.4M
	Impact Health Policy Partners	\$1.3M
	Burrell International Group LLC	\$1.3M
	SmithBucklin Corp.	\$1.3M
	Groom Law Group Chartered	\$1.3M
✓	CT Group	\$1.3M
	TeleMedia Policy Corp.	\$1.3M
✓	Talley, Robert	\$1.3M
	Commonwealth Strategic Partners LLC	\$1.3M
✓	Missy Edwards Strategies LLC	\$1.3M
✓	Freemyer & Associates PC	\$1.3M
✓	Joseph Group LLC	\$1.3M
	Hunton Andrews Kurth LLP	\$1.3M
	Alpine Advisors LLC	\$1.3M
✓	Bell & Lindsay Inc.	\$1.3M
	GovBiz Advantage Inc.	\$1.3M
✓	Corley + Pipes	\$1.3M
	Cardinal Infrastructure LLC	\$1.3M
	Stapleton & Associates LLC	\$1.3M
	Team Hallahan LLC	\$1.3M
	Mason Street Consulting LLC	\$1.3M
	Munk Policy and Law PLLC	\$1.3M
✓	Peter Damon Group LLC	\$1.3M

High-revenue lobbying firms of 2024 (continued)

Standout	Lobbying firm name	2024 revenue
	Off Hill Strategies LLC	\$1.3M
	Acorn Consulting LLC	\$1.2M
	Prism Group SE	\$1.2M
	Brian Glackin Associates LLC	\$1.2M
	O'Neil Bradley Consulting LLC	\$1.2M
	Potomac Advocates	\$1.2M
	BC Consulting LLC	\$1.2M
	Jerry Costello Group LLC	\$1.2M
	Broydrick & Associates Inc.	\$1.2M
	Meguire Whitney LLC	\$1.2M
✓	Tower 19 LLC	\$1.2M
	Delta Strategy Group	\$1.2M
	Best Best & Krieger LLP	\$1.2M
	O'Neill and Associates LLC	\$1.2M
	Robertson, Monagle & Eastaugh LLC	\$1.2M
	Mapetsi Policy Group LLC	\$1.2M
	Atlantic Strategies Group LLC	\$1.2M
	CONSILIO Group	\$1.1M
	Health and Medicine Counsel LLC	\$1.1M
	Shumaker Advisors LLC	\$1.1M
	State Federal Strategies LLC	\$1.1M
	Peterson Group Inc. (Minnesota)	\$1.1M
	Capitoline Consulting LLC	\$1.1M
	Cross Potomac Consulting LLC	\$1.1M
	Leavitt Partners LLC	\$1.1M
	Oculus Strategies LLC	\$1.1M
	Davis & Harman LLP	\$1.1M
	American Capitol Group LLC	\$1.1M
	Neale Creek LLC	\$1.1M
✓	Doerrer Group LLC	\$1.1M
	Advanced Policy Consulting LLC	\$1.1M
	Lester Health Law PLLC	\$1.1M
	Capitol Consulting Group LLC (District of Columbia)	\$1.1M
	Bluestone Strategies LLC	\$1.1M

High-revenue lobbying firms of 2024 (continued)

Standout	Lobbying firm name	2024 revenue
	Center Road Solutions LLC	\$1.1M
	Ryan Costello Strategies LLC	\$1.1M
	CLS Strategies	\$1.1M
	Ingram Group LLC	\$1.1M
	RBW Group LLC	\$1.1M
	Emmer Consulting Inc.	\$1.1M
	Sandler, Travis & Rosenberg PA	\$1.1M
	Clause Law PLLC	\$1.1M
	Holly Strategies Inc.	\$1.1M
	CapitalEdge Advocacy Inc.	\$1.1M
	KRL International LLC	\$1.0M
	Gordon Thomas Honeywell Governmental Affairs LLC	\$1.0M
	Nossaman LLP	\$1.0M
	Capitol Venture LLC	\$1.0M
	T Cap Solutions LLC	\$1.0M
	Card & Associates LLC	\$1.0M
	CJR Group Inc.	\$1.0M
	Revere Federal Strategies LLC	\$1.0M
	Telegraph Advisors	\$1.0M
	Red Maple Consulting LLC	\$1.0M
	Bracy Tucker Brown	\$1.0M
	JTR Strategies LLC	\$1.0M
	Colling Group LLC	\$1.0M
	Mission Strategies LLC (Texas)	\$1.0M
	Hobart Ventures LLC	\$1.0M
	Balch & Bingham LLP	\$1.0M
	G2G Consulting LLC	\$1.0M
✓	Hollier & Associates LLC	\$1.0M
	Goodlatte Group LLC	\$1.0M

The analysis and data presented in this report are derived from Lobbying Disclosure Act filings as of March 18, 2025.

High-revenue lobbying firms of 2024

In alphabetical order

List of lobbying firms that reported at least \$1 million in revenue. Those with the “standout” designation met all the metrics described on [page 13](#) and [page 37](#).

Standout	Lobbying firm name	2024 revenue
✓	1607 Strategies LLC	\$1.9M
	38 North Solutions LLC	\$1.4M
	535 Group LLC	\$2.1M
✓	A19 Strategies LLC	\$2.6M
	A10 Associates LLC	\$4.9M
	ACG Advocacy LLC	\$9.6M
	Acorn Consulting LLC	\$1.2M
✓	Actum I LLC	\$6.5M
	Adams and Reese LLP	\$5.7M
	Advanced Policy Consulting LLC	\$1.1M
	Akin Gump Strauss Hauer & Feld LLP	\$56.7M
	alb solutions	\$1.6M
	Alcalde & Fay	\$3.1M
	Alignment Government Strategies	\$3.1M
	Allon Advocacy LLC	\$1.6M
	Alpine Advisors LLC	\$1.3M
✓	Alpine Group Partners LLC	\$18.6M
	Alston & Bird LLP	\$10.5M
	American Capitol Group LLC	\$1.1M
✓	American Defense International Inc.	\$6.7M
	Aquia Group LLC	\$2.6M
	ArentFox Schiff LLP	\$4.3M
	Arnold & Porter Kaye Scholer LLP	\$13.1M
	Atlantic Strategies Group LLC	\$1.2M
✓	Atlas Crossing LLC	\$4.5M
✓	ATS Communications Inc.	\$1.8M
	Avenue Solutions	\$7.6M
✓	Avoq LLC	\$20.1M
	AxAdvocacy LLC	\$3.2M
	Baker & Hostetler LLP	\$3.8M

High-revenue lobbying firms of 2024 (continued)

Standout	Lobbying firm name	2024 revenue
	Baker, Donelson, Bearman, Caldwell & Berkowitz PC	\$2.3M
	Balch & Bingham LLP	\$1.0M
	Ballard Partners LLC	\$19.6M
	Ballard Spahr LLP	\$1.5M
	Banner Public Affairs LLC	\$2.6M
	Barnes & Thornburg LLP	\$3.1M
	BC Consulting LLC	\$1.2M
	Becker & Poliakoff PA	\$4.6M
✓	Bell & Lindsay Inc.	\$1.3M
	Best Best & Krieger LLP	\$1.2M
✓	BGR Government Affairs LLC	\$45.1M
	Blank Rome Government Relations LLC	\$4.7M
	Blue Ridge Law & Policy PC	\$2.4M
	Bluestone Strategies LLC	\$1.1M
	Bockorny Group Inc.	\$3.8M
	Bose Public Affairs Group	\$3.8M
	Boundary Stone Partners LLC	\$7.1M
	Bracewell LLP	\$10.2M
	Bracy Tucker Brown	\$1.0M
	Bradley Arant Boult Cummings LLP	\$2.9M
	Bramer Group LLC	\$1.5M
	Brian Glackin Associates LLC	\$1.2M
	Bridge Public Affairs LLC	\$1.7M
	Brody Group LLC	\$1.8M
	Brownstein Hyatt Farber Schreck LLP	\$67.9M
	Broydrick & Associates Inc.	\$1.2M
	Brumidi Group	\$2.5M
	Buchanan Ingersoll & Rooney PC	\$2.5M
	Burrell International Group LLC	\$1.3M
✓	C2 Strategies	\$4.7M
	CapitalEdge Advocacy Inc.	\$1.1M
	Capitol Consulting Group LLC (District of Columbia)	\$1.1M
✓	Capitol Counsel LLC	\$25.9M
	Capitol Hill Consulting Group	\$5.5M

High-revenue lobbying firms of 2024 (continued)

Standout	Lobbying firm name	2024 revenue
	Capitol Hill Partners	\$1.8M
	Capitol Hill Policy Group LLC	\$2.5M
	Capitol Integration LLC	\$1.4M
	Capitol Tax Partners LLP	\$13.9M
	Capitol Venture LLC	\$1.0M
	Capitoline Consulting LLC	\$1.1M
	Carbonleaf Public Affairs LLC	\$1.5M
	Card & Associates LLC	\$1.0M
	Cardinal Infrastructure LLC	\$1.3M
	Carmen Group Inc.	\$4.5M
	Carpi & Clay Inc.	\$4.3M
✓	Cassidy & Associates Inc.	\$25.9M
	Cavarocchi Ruscio Dennis Associates LLC	\$4.0M
	Center Road Solutions LLC	\$1.1M
	CFM Advocates	\$3.3M
✓	CGCN Group LLC	\$9.8M
	Chamber Hill Strategies	\$1.5M
	Chartwell Strategy Group LLC	\$2.1M
	CJ Lake LLC	\$1.7M
	CJR Group Inc.	\$1.0M
	Clark Street Associates LLC	\$1.6M
	Clause Law PLLC	\$1.1M
	CLS Strategies	\$1.1M
	Cogent Strategies LLC	\$4.4M
	Colling Group LLC	\$1.0M
	Colton Street Group	\$2.4M
	Combest, Sell & Associates LLC	\$1.4M
	Commonwealth Strategic Partners LLC	\$1.3M
	Congressional Partners	\$1.9M
	CONSILIO Group	\$1.1M
	Continental Strategy LLC	\$1.8M
✓	Corley + Pipes	\$1.3M
	Cormac Group LLP	\$3.3M
✓	Cornerstone Government Affairs Inc.	\$48.6M

High-revenue lobbying firms of 2024 (continued)

Standout	Lobbying firm name	2024 revenue
	Corrigan & Ussery LLC	\$2.3M
	Covington & Burling LLP	\$8.2M
	Cozen O'Connor Public Strategies LLC	\$9.4M
	CR Federal LLC	\$2.6M
	Cross Potomac Consulting LLC	\$1.1M
	Crossroads Strategies LLC	\$25.3M
	Crowell & Moring LLP	\$2.9M
✓	CT Group	\$1.3M
	D.C. Legislative and Regulatory Services Inc.	\$1.5M
	Daly Consulting Group	\$2.6M
	Daschle Group LLC	\$5.4M
	David Turch and Associates	\$1.5M
	Davidoff Hutcher & Citron LLP	\$1.8M
	Davis & Harman LLP	\$1.1M
	DeBrunner & Associates Inc.	\$1.6M
	Delta Strategy Group	\$1.2M
	Dentons US LLP	\$8.4M
	Desimone Consulting LLC	\$2.1M
	DGA Group LLC	\$3.6M
	DLA Piper LLP (US)	\$11.6M
✓	Doerr Group LLC	\$1.1M
	Downs Government Affairs	\$2.3M
✓	Dubenstein Group Inc.	\$8.3M
✓	Dutko Government Relations	\$2.5M
	East End Group LLC	\$1.4M
✓	Elevate Government Affairs LLC	\$7.8M
	Emergent Strategies LLC	\$2.6M
	Emmer Consulting Inc.	\$1.1M
	Empire Consulting Group Inc.	\$5.1M
	ENS Resources Inc.	\$1.4M
	Ervin Graves Strategy Group LLC	\$4.2M
	Faegre Drinker Biddle & Reath LLP	\$2.9M
	Farragut Partners LLP	\$7.1M
	Federal Hall Policy Advisors LLC	\$6.2M

High-revenue lobbying firms of 2024 (continued)

Standout	Lobbying firm name	2024 revenue
	Federal Health Policy Strategies LLC	\$1.8M
✓	Federal Policy Group LLC	\$1.5M
	Federal Science Partners LLC	\$1.5M
	Federal Street Strategies LLC	\$4.6M
	Ferguson Group LLC	\$7.2M
	Ferox Strategies LLC	\$3.9M
	FGS Global (US) LLC	\$12.1M
	Fierce Government Relations	\$11.4M
	Foley & Lardner LLP	\$5.0M
	Forbes Tate Partners LLC	\$26.4M
	Franklin Square Group LLC	\$4.8M
✓	Freemyer & Associates PC	\$1.3M
	FS Vector LLC	\$4.0M
	FTI Consulting Inc.	\$6.7M
	Fulcrum Public Affairs LLC	\$4.8M
	G2G Consulting LLC	\$1.0M
	Goodlatte Group LLC	\$1.0M
	Gordon Thomas Honeywell Governmental Affairs LLC	\$1.0M
	GovBiz Advantage Inc.	\$1.3M
✓	Gray, Geoffrey P.	\$1.4M
	GrayRobinson PA	\$2.7M
	Greenberg Traurig LLP	\$5.5M
	Groom Law Group Chartered	\$1.3M
✓	Grossman, Marla Page	\$1.8M
	Guide Consulting Services Inc.	\$1.4M
	GuidePostStrategies LLC	\$5.2M
	H&M Strategies LLP	\$2.2M
✓	Hall, Render, Killian, Heath & Lyman PC	\$2.0M
	Hance Scarborough LLP	\$3.0M
	Hannegan Landau Poersch & Rosenbaum Advocacy LLC	\$6.8M
	Harbinger Strategies LLC	\$10.0M
	Hart Health Strategies Inc.	\$2.4M
	HB Strategies	\$8.3M
	Health and Medicine Counsel LLC	\$1.1M

High-revenue lobbying firms of 2024 (continued)

Standout	Lobbying firm name	2024 revenue
	Health Policy Source Inc.	\$1.6M
	HillEast Group LLC	\$2.3M
	Hobart Ventures LLC	\$1.0M
	Hogan Lovells US LLP	\$11.8M
	Holland & Knight LLP	\$49.9M
✓	Hollier & Associates LLC	\$1.0M
	Holly Strategies Inc.	\$1.1M
	Hooper, Lundy & Bookman PC	\$1.8M
	Horizon Government Affairs	\$1.7M
	Horizons Global Solutions LLC	\$1.9M
	HSA Strategies	\$1.4M
	Hunton Andrews Kurth LLP	\$1.3M
	Ice Miller Strategies LLC	\$1.5M
	Icebreaker Strategies LLC	\$2.1M
	Impact Health Policy Partners	\$1.3M
	Imperium Global Advisors	\$1.7M
	Ingram Group LLC	\$1.1M
	Innovative Federal Strategies LLC	\$7.5M
	Invariant LLC	\$42.3M
✓	J.A. Green & Co.	\$12.1M
	J.M. Burkman & Associates	\$2.0M
	Jeffrey J. Kimbell & Associates Inc.	\$4.2M
	Jerry Costello Group LLC	\$1.2M
	Jim Massie & Partners LLC	\$3.7M
✓	Jones Walker LLP	\$3.0M
✓	Joseph Group LLC	\$1.3M
	JTR Strategies LLC	\$1.0M
	K&L Gates LLP	\$17.3M
	Kadesh & Associates LLC	\$3.6M
	Kasowitz Benson Torres LLP	\$1.6M
	KBS Group LLP	\$1.7M
	Keller Partners & Co.	\$4.0M
	Kelley Drye & Warren LLP	\$3.8M
	Kilpatrick Townsend & Stockton LLP	\$1.5M

High-revenue lobbying firms of 2024 (continued)

Standout	Lobbying firm name	2024 revenue
	King & Spalding LLP	\$5.4M
	Klein/Johnson Group LLC	\$5.1M
	Kountoupes Denham Carr & Reid LLC	\$11.5M
	KPM Group DC LLC	\$1.7M
	KRL International LLC	\$1.0M
	Kyle House Group	\$1.7M
	Leavitt Partners LLC	\$1.1M
	Lester Health Law PLLC	\$1.1M
	Lewis-Burke Associates LLC	\$8.4M
✓	Liberty Partners Group LLC	\$3.7M
	Lincoln Policy Group	\$1.9M
	Livingston Group LLC	\$2.2M
	LNE Group LLC	\$2.7M
	LobbyDC.com LLC	\$1.8M
	Lobbylt.com	\$2.1M
	Lot Sixteen LLC	\$4.6M
	LSN Partners LLC	\$2.5M
	Madison Group LLC	\$3.8M
	Majority Group LLC	\$4.6M
	Manatt, Phelps & Phillips LLP	\$2.6M
	Mapetsi Policy Group LLC	\$1.2M
✓	Marcus G. Faust PC	\$2.6M
	Marshall & Popp LLC	\$3.9M
	Mason Street Consulting LLC	\$1.3M
	Mayer Brown LLP	\$3.1M
	Maynor & Stiers LLC	\$1.6M
	McAllister & Quinn LLC	\$4.4M
✓	McCarthy Advanced Consulting LLC	\$1.9M
	McCaulley & Co.	\$1.6M
	McDermottPlus LLC	\$4.5M
	McGuireWoods Consulting LLC	\$5.8M
	McKeon Group Inc.	\$1.6M
	McLarty Inbound LLC	\$2.4M
	McManus Group	\$4.3M

High-revenue lobbying firms of 2024 (continued)

Standout	Lobbying firm name	2024 revenue
	Meguire Whitney LLC	\$1.2M
✓	Mehlman Consulting Inc.	\$26.2M
	Merchant McIntyre + Associates LLC	\$6.1M
	Mercury Public Affairs LLC	\$11.5M
	Mercury Strategies LLC	\$2.0M
	MG Housing Strategies LLC	\$1.6M
	Michael Best Strategies LLC	\$4.9M
	Miller & Chevalier Chartered	\$3.3M
	Miller Strategies LLC	\$12.9M
	Milne, Wiener & Shofe Global Strategies	\$1.7M
✓	Mindset Advocacy LLC	\$14.2M
	Mission Strategies LLC (Texas)	\$1.0M
✓	Missy Edwards Strategies LLC	\$1.3M
	ML Strategies LLC	\$3.2M
	Monument Advocacy	\$14.6M
	Moran Global Strategies Inc.	\$2.1M
	Munk Policy and Law PLLC	\$1.3M
✓	Murray Montgomery O'Donnell	\$1.5M
	Nathanson+Hauck	\$3.1M
	National Group LLP	\$1.9M
	Natural Resource Results LLC	\$3.6M
	Navigators Global LLC	\$5.6M
	Neale Creek LLC	\$1.1M
	Nelson Mullins Riley & Scarborough LLP	\$5.1M
	Nexus Consulting LLC	\$1.8M
✓	Nickles Group LLC	\$8.6M
	Normandy Group LLC	\$2.1M
	North South Government Strategies	\$1.4M
	Nossaman LLP	\$1.0M
	NVG LLC	\$7.9M
	OB-C Group LLC	\$1.4M
	Oculus Strategies LLC	\$1.1M
	Off Hill Strategies LLC	\$1.3M
	OGR	\$12.3M

High-revenue lobbying firms of 2024 (continued)

Standout	Lobbying firm name	2024 revenue
✓	O'Keeffe Shahmoradi Strategies LLC	\$2.4M
	O'Neil Bradley Consulting LLC	\$1.2M
	O'Neill and Associates LLC	\$1.2M
	Owen Evans Ingols	\$3.4M
	PACE LLP	\$4.2M
	Passage Consulting Group LLC	\$2.2M
	Penn Hill Group	\$3.1M
✓	Peter Damon Group LLC	\$1.3M
	Peterson Group Inc. (Minnesota)	\$1.1M
	Petrizzo Group Inc.	\$2.3M
	PhronesisDC LLC	\$1.7M
	Picard Group LLC	\$3.6M
	Pillsbury Winthrop Shaw Pittman LLP	\$3.6M
	Pioneer Public Affairs LLC	\$3.4M
	Platinum Advisors DC LLC	\$3.5M
	Plurus Strategies LLC	\$2.1M
✓	Polaris Consulting LLC	\$8.8M
	Polsinelli PC	\$3.9M
	Porter Group LLC	\$2.2M
✓	Porterfield, Fettig & Sears LLC	\$5.8M
	Potomac Advocates	\$1.2M
	Potomac Partners DC	\$2.1M
	Powers Pyles Sutter & Verville PC	\$4.8M
	Primacy Strategy Group LLC	\$1.5M
	Prime Policy Group	\$6.2M
	Prism Group SE	\$1.2M
	Public Strategies Washington Inc.	\$5.2M
	Putala Strategies LLC	\$3.9M
	Raben Group LLC	\$1.9M
	RBW Group LLC	\$1.1M
	Red Maple Consulting LLC	\$1.0M
	Republic Consulting LLC	\$1.6M
✓	Resolution Public Affairs LLC	\$5.5M
	Revere Federal Strategies LLC	\$1.0M

High-revenue lobbying firms of 2024 (continued)

Standout	Lobbying firm name	2024 revenue
	Ricchetti Inc.	\$2.4M
	Rich Feuer Anderson	\$7.7M
	Rising Tide Associates LLC	\$2.0M
✓	Roberti Global LLC	\$3.8M
	Robertson, Monagle & Eastaugh LLC	\$1.2M
	Rock Creek Counsel	\$1.8M
✓	Roosevelt Group	\$8.0M
	Rubicon Advisors LLC	\$1.4M
	Russell Group Inc.	\$8.6M
	Ryan Costello Strategies LLC	\$1.1M
✓	S-3 Group LLC	\$15.1M
	Salt Point Strategies LLC	\$3.8M
	Sandler, Travis & Rosenberg PA	\$1.1M
	SBL Strategies LLC	\$2.8M
✓	SC Partners LLC	\$1.6M
	Sconset Strategies LLC	\$1.4M
	Shumaker Advisors LLC	\$1.1M
	Sidley Austin LLP	\$1.9M
	Simmons & Russell Group LLC	\$2.7M
	Sims Strategies LLC	\$1.6M
	Sirona Strategies LLC	\$1.7M
	SL Strategies LLC	\$1.5M
	Smith Garson	\$3.6M
	Smith, Gordon Harold	\$1.5M
	SmithBucklin Corp.	\$1.3M
	Smith-Free Group LLC	\$4.7M
	Sorini, Samet & Associates LLC	\$1.8M
✓	Spirit Rock Consulting Inc.	\$2.2M
	SplitOak Strategies LLC	\$2.8M
	Squire Patton Boggs	\$20.0M
	Stanton Park Group LLC	\$1.9M
	Stapleton & Associates LLC	\$1.3M
	State Federal Strategies LLC	\$1.1M
	Stephoe LLP	\$4.1M

High-revenue lobbying firms of 2024 (continued)

Standout	Lobbying firm name	2024 revenue
✓	Sternhell Group	\$4.8M
	Stewart Strategies & Solutions LLC	\$2.1M
	Stonington Global	\$2.2M
	Strategic Health Care	\$2.8M
✓	Strategic Marketing Innovations Inc.	\$17.4M
	Strategies 360 Inc.	\$2.6M
	Summit Strategies Government Affairs LLC	\$3.4M
	Sustainable Strategies DC LLC	\$2.3M
	T Cap Solutions LLC	\$1.0M
	Taft, Stettinius & Hollister LLP	\$3.7M
	Tai Ginsberg & Associates LLC	\$2.4M
✓	Talley, Robert	\$1.3M
✓	Tarplin, Downs & Young LLC	\$16.8M
	Team Hallahan LLC	\$1.3M
	Telegraph Advisors	\$1.0M
	TeleMedia Policy Corp.	\$1.3M
✓	theGROUP DC LLC	\$9.5M
	Thompson Coburn LLP	\$1.5M
✓	Thorn Run Partners	\$29.8M
	Thorsen French Advocacy LLC	\$2.5M
	Tiber Creek Group Inc.	\$24.1M
	Tiber Creek Health Strategies Inc.	\$2.6M
	Tides Group LLC	\$1.4M
	Tiger Hill Partners LLC	\$2.7M
	Todd Strategy Group	\$10.9M
	Tonio Burgos & Associates Inc.	\$1.6M
	Torrey Advisory Group	\$4.1M
✓	Tower 19 LLC	\$1.2M
	Townsend Public Affairs Inc.	\$7.7M
✓	Tremont Strategies Group LLC	\$2.3M
✓	Troutman Pepper Hamilton Strategies LLC	\$3.6M
	TwinLogic Strategies LLP	\$2.4M
	Van Ness Feldman LLP	\$2.5M
	Van Scoyoc Associates Inc.	\$18.7M

High-revenue lobbying firms of 2024 (continued)

Standout	Lobbying firm name	2024 revenue
	VantageKnight Inc.	\$2.5M
	Vectis DC	\$1.6M
	Venable LLP	\$13.7M
	Venn Strategies LLC	\$13.7M
	Venture Government Strategies LLC	\$10.1M
✓	Viking Navigation LLC	\$2.4M
	VNF Solutions LLC	\$2.1M
	Vogel Group LLC	\$11.1M
	W Strategies LLC	\$3.6M
✓	Washington 2 Advocates LLC	\$2.6M
	Washington Council Ernst & Young	\$5.6M
✓	Washington Tax and Public Policy Group LLC	\$6.0M
✓	Water Strategies LLC	\$2.4M
	Waxman Strategies	\$1.6M
	Welsh Rose LLC	\$2.0M
	Wessel Group Inc.	\$1.6M
✓	West Front Strategies LLC	\$5.0M
✓	Wheat Shroyer Government Relations LLC	\$1.9M
	Whitmer & Worrall LLC	\$2.3M
✓	Williams & Jensen PLLC	\$16.3M
	Williams Group	\$2.4M
	Wilmer Cutler Pickering Hale & Dorr LLP	\$4.7M
	Winning Strategies Washington LLC	\$5.0M
	Winston & Strawn LLP	\$1.5M

The analysis and data presented in this report are derived from Lobbying Disclosure Act filings as of March 18, 2025.



10th Annual Top-Performing Lobbying Firms: Behind the Data

Bloomberg Government analyzed Lobbying Disclosure Act reports from every firm that filed with the Senate and House during 2024. This report focuses on the ones that reported at least \$1 million in revenue as well as lobbying activity in each quarter of the year.

To identify top-performing firms, the data was filtered by five business performance metrics: growth in revenue, growth in average revenue per client, short- and long-term customer retention rates, and revenue per registered lobbyist.

The analysis takes into account that the law allows firms to report no precise amount when a client's quarterly activity is less than \$5,000. For amounts larger than that, firms disclose spending to the nearest \$10,000.

Note: Some prior-year filings were updated following publication of Bloomberg Government's 9th annual report. The analysis and data presented in this report are derived from Lobbying Disclosure Act filings as of March 18, 2025.



10th Annual Top-Performing Lobbying Firms

Bloomberg Government empowers public affairs professionals with advanced features designed to track and influence state policies effectively. Our comprehensive platform combines cutting-edge technology, expert analysis, and customizable features to streamline policy research and ensure more targeted outreach efforts. Lobbyists and other government affairs professionals can use our tool to

- Stay on top of breaking news with custom alerts on every policy area that matters most.
- Help prepare for what's ahead with accurate data, activity tracking, and business growth opportunities with quarterly lobbying intelligence data.
- Create personalized profiles and explore competitor benchmarks to support and enhance advocacy efforts.

Request a demo to unlock the full potential of Bloomberg Government.

Bloomberg Government

© 2025 Bloomberg Industry Group, Inc. 0325 1278800

